



CLASS OF 2017

College Application Procedures and Information

Mrs. Georgia Huntsman - School Counselor
Huntsmang@piqua.org
937.778.425 Ext. 3



WELCOME SENIOR PARENTS!

TO DISCUSS:

- ✓ Post High School Options
- ✓ College Planning/Four Year Plan
- ✓ College Application Process
- ✓ Naviance (Applications, Transcripts, Recommendations, Scholarships)
- ✓ What to Remember
- ✓ Parents: Getting Started
- ✓ Question & Answer

Post High School Options

- Community Colleges (2 Year Colleges)
- Four Year Colleges and Universities
- Apprenticeship Training Programs
- Employment
- Military
- Technical/Vocational Schools





DEVELOPING A FOUR YEAR PLAN

[The Four Year Plan - YouTube](#)

Have a PLAN and make sure it is connected to
real life goals and desires!


Your student must schedule a Senior Review

During the Senior Review, your student and his/her counselor will discuss graduation requirements and postsecondary plans.

- **Who?** – Anyone
- **When?** – Students will start scheduling times next week for the Senior Review meetings to begin in the 1st and 2nd week of October.
- **How?** – Mrs. Huntsman will schedule meetings with students during their English classes. Edison students will have to sign up in the Guidance Office.

Honors Diploma Highlighted Information

- Cumulative gpa (not weighted gpa)
- 3.5 gpa needed
- **Calculates through end of 1st semester of senior year; 2nd semester senior year is not calculated into honor diploma**
- 4 credits of Math including Algebra 1, Geometry, Algebra II
- 4 credits of Social Studies
- 3 credits in one language, or 2 credits each in two languages
- 1 credit in Fine Arts
- ACT: 27 or SAT: 1210
- **Must fulfill all but ONE criterion**





COLLEGE APPLICATION PROCESS



What are Colleges Looking At?

- Grades in academic classes all four years
- Strength/rigor of curriculum
- Standardized test scores
- Grades in all other courses
- Essay or writing sample
- Work/Extracurricular activities
- Class Rank
- Counselor recommendation
- Teacher recommendation
- Student's demonstrated interest
- Interview/Audition (if required)
- Diversity (geographic/ethnicity)
- Legacy/Alumni
- Special Talent (art/music/athletics)



What is Needed for a Completed College Application?

- Completed application
- Application Fee (if applicable)
- High School Transcript
 - Depth of the Transcript, Class Rank & GPA
- ACT/SAT Scores (You must send scores directly from the test centers)
- Extracurricular Activities/Leadership Positions/Work Experience
 - Create a resume of your accomplishments.
- Teacher Recommendations
 - Make sure you understand how many they want and if they require a specific form.
- Essay(s) if required
- A Personal Interview (if applicable)
- Mid-Year report (if required)
- Final Senior Year Transcript



Admission Deadlines

- **Rolling Admission:** no specific deadline. Recommended to submit applications in the fall.
- **Regular Decision:** Most students are notified of their acceptance/rejection in the spring.
- **Early Action:** non-binding. Can apply to more than one school. Early action allows a student to be eligible for a number of scholarships, grants and etc. Most applications are due November 1st. (ideal for students that are not planning to retake the ACT due to having an ACT score of 26 and above)
- **Restrictive Early Action:** non-binding application to one school only.
- **Early Decision:** binding contract and commitment to one school only. Most applications are due in November with decisions rendered in December. If the student is accepted, they are committed to paying for the 1st semester of school especially if they choose not to attend that college/university.

Is applying early a good idea?

- The obvious advantage of early action over early decision is the opportunity it gives you to apply to, and ultimately compare financial aid packages from several schools.
 - If you are accepted early decision, you risk missing the admission deadlines of other schools while you wait for your award package to arrive. If that award is lackluster, your options are fewer.
- Applying early lets your favorite school (or schools) know that you are serious about attending.
 - Schools track how many applicants accept their offers of admission and release those numbers to the public. A school looks good when a high percentage of accepted applicants chose to attend. So if they think you're likely to accept their offer of admission, it may give your application a leg up.
- If you are accepted to your dream school, you won't have to bother with the time and expense of applying elsewhere.
 - You can put your focus back on right now instead of one year from now.

Admission Deadlines: The Ohio State University Example

The Ohio State University Example:

Early Action:

- Students who apply Early Action are the students that are most eligible to receive Merit Scholarships if they meet minimum eligibility criteria. Scholarships are not guaranteed.
- Students should have taken the September ACT (for those wanting to re-test) in order to meet the November 1st Early Action deadline.
- All materials must be received by the Early Action deadline of November 1st.
- If a student is denied for Early Action, then their application WILL NOT be rolled over to the general admission.

Applying for College

- We recommend most students apply to 4-6 colleges.
- Ensure student's list is balanced including target choices and at least 2 likely choices.
- Check with the admission offices and school websites for information on what you need to apply.
- Check all application deadlines.
- Begin applications with the earliest deadline first.
- Apply through the Naviance on the college's website or the Common Application website.



NAVIANCE: Applying for college



family connection

colleges careers about me my planner

search for colleges: Go

colleges I'm thinking about

+ add colleges to this list | compare me

my colleges

College	Delivery type	Added By	Expected Difficulty*	My Interest	Application Deadlines†				Actions		
					Early Decision	Early Action	Priority	Regular Decision	Manage Communication	Graph	WWW
<input type="checkbox"/> Miami Univ. Oxford	CA	student	N/A	N/A	Nov 15	Dec 01	-	Feb 01			
<input type="checkbox"/> Ohio Univ	CA	student	N/A	N/A	-	-	Feb 01	Mar 15			
<input type="checkbox"/> The Ohio State University	CA	student	N/A	N/A	-	Nov 01	-	Feb 01			
<input type="checkbox"/> Wright State Univ	CA	student	N/A	N/A	-	-	-	-			

Update Interest Move to Application List Remove from List

* Difficulty of admission specifically for you as estimated by your counselor

† College information is provided by the colleges themselves. Costs, dates, policies, and programs are subject to change, so please confirm important facts with college admission personnel.

college research

- SuperMatch™ college search
- college match
- college compare
- college lookup

- Click on www.connection.naviance.com/piquahs
 - Sign in using your registered email and password
- Go to the **COLLEGES** Tab
- Click on **Colleges I'm Thinking About**
 - Click on the name of the college (this will link you to the college website). Some colleges will link you directly and some go to the website.
 - Look at the **Delivery Type Icons** to see how your application needs to be sent.
 - See if you can apply online, if Yes, complete and submit the application. If No, download the application and complete it and mail it.

6 Delivery Type Icons: When sending college app materials



(Electronic)-This icon represents electronic destinations that accept documents electronically via Naviance eDocs



(Mail Only)-This icon represents colleges that only accept documents submitted via mail. The school does not accept documents electronically.



(Common App)-This icon represents Common App destinations that accept documents electronically via Naviance eDocs. It's important to note this icon means the student has explicitly chosen to apply via Common App and indicated "Yes" in **Family Connection > Colleges I'm Applying to**. However, on College tabs (showing the college profile) it indicates the fact that it's a CA college, but not whether the student is applying via CA.



(Unknown)-This icon is displayed when a student adds a Common App college but has not indicated whether or not he or she plans to apply via the Common App Online. This status does not prohibit you from submitting Common App forms for the student, but you will receive a warning message advising you that the student has not indicated their plan.



(Common App via Electronic)-This icon is displayed when a student has selected a Common App college and has indicated that he or she is not applying via the Common App Online. However, if the school is also an electronic destination (in addition to Common App) you can continue to submit documents (NACAC and other school forms, transcripts, and letters of recommendation) electronically.



New

(Common App mail only)-This icon displays when a student has selected a Common App college and has indicated that he or she is not applying via the Common App Online. However, the school is not an electronic destination so you will have to print and mail (other school forms, transcripts and letters of recommendation) to the destination.

Common Application

- If you are applying via Common Application:
 - First – go to www.commonapp.org (link from the **College Tab** under **College Research, College Resources**) and set up your account
 - Write down your Common App. Username and Password (try to use the same username and password for all college needs)
 - Go back into *Naviance* and sign the **Common App. Waiver** and enter your Common App. username and password
- Make sure to sign off on the FERPA (Family Education Rights and Privacy Act) question. Waiving your rights to review your recommendations will reassure colleges that the letters are candid and truthful!
- Students complete one online application and submit it to multiple schools
- Make sure to invite/assign recommenders, teachers/counselor by supplying *accurate* email addresses

The logo for The Common Application, featuring the words "THE COMMON" in a smaller, grey, serif font above the word "APPLICATION" in a larger, bold, red, serif font. A horizontal line is positioned below the word "APPLICATION".

THE COMMON
APPLICATION

What's Next in Naviance?

- AFTER you have submitted your application
 - Go back to your **Colleges I'm Thinking About** list
 - Check the box next to the College where you applied
 - Click the box at the bottom that says **Move To Application List**
 - Choose the **Application Type** (RD, ED, EA)
 - Check the box **I have Submitted My Application** then **Add Applications**

home colleges careers about me my planner

search for colleges: Go

colleges I'm thinking about
[+ add colleges to this list](#) | [compare me](#)

my colleges

- colleges I'm thinking about
- colleges I'm applying to
- college visits

College	Delivery type	Added By	Expected Difficulty*	My Interest
<input type="checkbox"/> Miami Univ. Oxford	CA	student	N/A	N/A ▼
<input type="checkbox"/> Ohio Univ	CA	student	N/A	N/A ▼
<input type="checkbox"/> The Ohio State University	CA	student	N/A	N/A ▼
<input type="checkbox"/> Wright State Univ	CA	student	N/A	N/A ▼

esearch
tch™ college


add colleges to which I am applying

Please confirm that you are actually planning to apply to the colleges you selected and add any additional information if necessary. Click the "request" check box in the Transcript column if you need the school to submit a transcript to that college.

Type	College
Regular Decision ▼	Miami University, Oxford
<input type="checkbox"/> I have submitted my application	
<input type="checkbox"/> request transcript	<input type="checkbox"/> Include unofficial SAT scores <input type="checkbox"/> Include unofficial ACT scores <input type="checkbox"/> Send mid-year transcript <input type="checkbox"/> Send final senior transcript

Cancel

Add Applications



Naviance: Transcript Requests

colleges I'm applying to

[+ add to this list](#) | [request transcripts](#) | [view detailed status](#) | [compare me](#)



College	Type	Applying via Common App?	Submissions	Expected Difficulty*	Deadline†	Transcript	Office Status	My App.	Results	Edit
<input type="checkbox"/> Univ of Cincinnati	RD	Yes (Common App Only)		N/A	-	no request	Pending	have you applied?	Unknown	
<input type="checkbox"/> Kent State Univ	RD	-		N/A	-	no request	Initial materials submitted	app submitted	Unknown	
<input type="checkbox"/> Lesley U	RD	Yes (Common App Only)		N/A	Feb 15, 2016	no request	Pending	app submitted	Unknown	
<input type="checkbox"/> Ohio Northern Univ	RD	Yes		N/A	Dec 01, 2015	no request	Pending	app submitted	Unknown	
<input type="checkbox"/> Ohio Univ	RD	-		N/A	Mar 15, 2016	no request	Pending	app submitted	Unknown	
<input type="checkbox"/> Otterbein Univ	RD	Yes		N/A	-	no request	Pending	have you applied?	Unknown	
<input type="checkbox"/> The Ohio State University	RD	Yes (Common App Only)		N/A	Feb 01, 2016	no request	Pending	app submitted	Unknown	
<input type="checkbox"/> Westminster Coll	RD	Yes		N/A	-	no request	Pending	app submitted	Unknown	

College that I am attending

(no college selected)

Teacher Recommendations

[add/cancel requests](#)

No teachers currently listed.


- **STEP 1: Click on Colleges I'm Applying To**
 - If you have not done so, sign the **FERPA waiver**
 - Click **Request Transcripts**
 - Check the box next to Add Request – this will send the request to the Guidance & Registrar *Naviance* account. When your Transcripts have been sent, it will be marked as **Sent** so you will be able to keep track of your application materials – Give the college at least 2-3 weeks to show your Transcript as being Received (on their website, etc..)
 - Check Add Unofficial Test Scores if you want them sent (it is recommended that you have them sent from ACT or SAT – some colleges will require this)
 - Check Mid-Year Transcript if appropriate
- If you need **ANY Transcripts** (for Colleges, Scholarships, NCAA, etc.)
 - Fill out transcript request form in the Guidance office.
 - Complete the form – all information and pay \$1 for each transcript

Requesting a Transcript: Continued...









STEP 2: Paper Request


- ❖ The transcript paper request form must be completed and returned with \$1 to your counselor before a transcript of your grades and test scores will be sent.
- ❖ Complete a form each time you wish a transcript to be sent. If you do not submit a transcript request, then I will not know that a transcript needs to be sent to your applied colleges/universities.
- ❖ Seniors will need to submit a transcript request form so that their final grades can be mailed at graduation time.
- ❖ Submit a request *from the university* if you took any College Credit Plus classes. This will allow your Edison, ONU, or Wright State classes to be transferred to your admitted college


Last but not least...Teacher Recommendations

- If you need **Teacher Recommendations** (Give the teachers at least 2 weeks to write a recommendation.)
- Click on your **Colleges** TAB
 - Click on **Colleges I'm Applying To**
 - Scroll down to **Teacher Recommendations**
 - Click **Add/Cancel Requests**
 - Go to **Add New Requests**
 - Click the **dropdown menu** and choose the teacher(s) from the list (make sure you have personally asked this teacher prior to this request and that your Activity Resume is updated in *Naviance*)
 - Click **Update Requests** – this will send an email to the teacher stating your request and will add the request to the teacher's Naviance account. It will also record that you have requested it in your Naviance account. When the teacher has completed the Recommendation, they will mark it as Completed and it will show in your Naviance account so you can keep track of your application materials.
- When you receive a decision from the college, click the  under **Actions** to update your Status (Accepted, Waitlisted, etc.)

colleges I'm applying to
[+ add to this list](#) | [request transcripts](#) | [view detailed status](#) | [compare r](#)

College	Type	Applying via Common App?	Submissions	Expected Difficulty*
<input type="checkbox"/> Univ of Cincinnati	RD	Yes (Common App Only)	 CA	N/A
<input type="checkbox"/> Kent State Univ	RD	-		N/A
<input type="checkbox"/> Lesley U	RD	Yes (Common App Only)	 CA	N/A
<input type="checkbox"/> Ohio Northern Univ	RD	Yes	 CA	N/A
<input type="checkbox"/> Ohio Univ	RD	-		N/A
<input type="checkbox"/> Otterbein Univ	RD	Yes	 CA	N/A
<input type="checkbox"/> The Ohio State University	RD	Yes (Common App Only)	 CA	N/A
<input type="checkbox"/> Westminster Coll	RD	Yes	 CA	N/A

College that I am attending
(no college selected) 

Teacher Recommendations
[add/cancel requests](#) 

No teachers currently listed.

Teacher Recommendations

Not Every College Requires Letters of Recommendation!

- Schools are most interested in seeing letters from teachers of core subjects”
 - Math; Science; Social Studies; Communications and World Language.
 - Whatever major your student is considering it would be ideal to obtain a teacher recommendation from that subject area. (Example: If your student is majoring in music, then a Music teacher would be an ideal choice to write a recommendation.
- Students should not ask more than 2-3 teachers to write a recommendation.
- Leave at least 2 weeks for the letters of recommendations requested to be processed.

Counselor Recommendations

- Complete the “Counselor Recommendation” survey form located in Naviance.
- Allow plenty of time...
- Good letters require considerable time and effort and you don't want to rush a person that is trying to help you.

Critical Deadlines

Suggested deadlines for Requesting Counselor Recommendations

- October 15 for November 1 deadlines
- November 1 for November 15 deadlines
- December 1 for January 1-15 deadlines



Final Step...Counselor/Recommendation Form

- Look at the blue box at top of Family Connection
- Task has been assigned to each individual to fill out for college/scholarships
- Counselor and Teachers can see your answers to fill out your recommendation form
- If there is more information you'd like to tell a specific individual, you may set up a meeting to do so.

The screenshot shows the Family Connection website interface. At the top, there is a light blue box with the heading "what's new" and a notification: "you has assigned the task [Complete Counselor/Teacher Recommendation Form](#) to you". Below this is a section titled "Junior Year" with a "Welcome to Family Connection!" message. The main content area contains several paragraphs of text: "Beginning with the 2015-2016 school year, Piqua High School is happy to introduce our students to **Family Connection** with enhanced features, by Naviance. **Family Connection** offers innovative, easy-to-use web applications for high school students and their parents. **Family Connection** will help guide students' academic and career choices, as well as providing them with opportunities of self-exploration." "Using the programs in Family Connection, students will be able to link to useful websites, surveys and many relevant career and college topics." "The Counseling staff is committed to assisting each of you in experiencing a smooth transition to life after high school and achieving your post high school career goals." "Thank you for your support of our school counseling program!" Below this is a section titled "During the junior year, the following tasks will be completed:" followed by a bulleted list of tasks: "Complete College Match", "Add Colleges to Colleges I'm Thinking About", "Search National Scholarships", and "Update Resume". On the right side of the page, there is an orange banner for the "Naviance Student" mobile app, available on the App Store, and a white box with three links: "You have [no new messages](#)", "[document library](#)", and "[contact us](#)".

what's new

you has assigned the task [Complete Counselor/Teacher Recommendation Form](#) to you

Junior Year

Welcome to Family Connection!

Beginning with the 2015-2016 school year, Piqua High School is happy to introduce our students to **Family Connection** with enhanced features, by Naviance. **Family Connection** offers innovative, easy-to-use web applications for high school students and their parents. **Family Connection** will help guide students' academic and career choices, as well as providing them with opportunities of self-exploration.

Using the programs in Family Connection, students will be able to link to useful websites, surveys and many relevant career and college topics.

The Counseling staff is committed to assisting each of you in experiencing a smooth transition to life after high school and achieving your post high school career goals.

Thank you for your support of our school counseling program!

During the junior year, the following tasks will be completed:

- [Complete College Match](#)
- [Add Colleges to Colleges I'm Thinking About](#)
- [Search National Scholarships](#)
- [Update Resume](#)

Get the mobile app!
Naviance Student

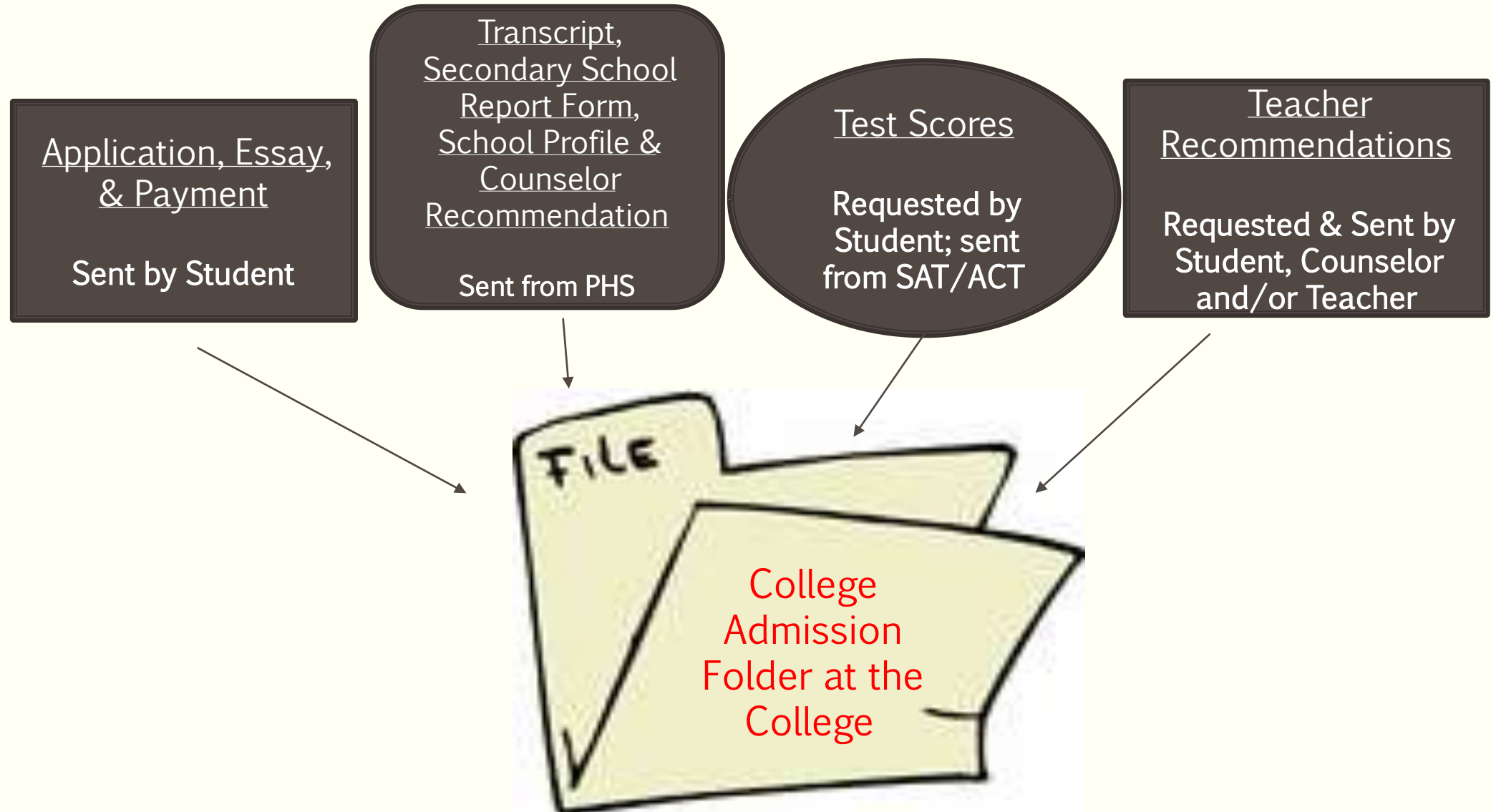
Available on the
App Store

You have [no new messages](#)

[document library](#)

[contact us](#)

How Does Everything Get There?



Two Week Protocol

- Check student portals (if available)
- If there is no portal or if something is shown as missing, call the admissions office.
- If an email is received from the school with missing materials, call the admission office to verify materials that are missing.
- See your counselor with any questions.

**Remember: This is the student's responsibility,
NOT THE PARENTS.**

Example



College Entrance Exams: Retake/Take the ACT/SAT



Apply Online:

ACT

<http://www.actstudent.org/>

SAT

<http://www.collegeboard.com/>

****If you are on Free/Reduced Lunch, you can have your fees waived. Students are allowed a total of 2 waivers total. See your counselor.****

Sending ACT/SAT Scores

- Make sure you send your test scores to four colleges. (Free of Cost)
- Otherwise, you have to pay a fee to have them sent

If you forget or fail to send your scores then we....

- Strongly encourage that you request test scores ASAP. It can often take 4-6 weeks for scores to be received. Do not “RUSH” scores. It is expensive!!!
- If taking an ACT this fall, *consider* sending one score now if your current score falls within the college’s published range. In most cases applications will not be considered complete until a score is received.

The **ACT**[®]



SAT[®]

FINAL CHANCES TO TAKE COLLEGE ENTRANCE EXAMS

SAT TEST DATES

Test Date	Normal Registration	Late Registration
Oct 1, 2016	Sep 2, 2016	Sep 16, 2016
Nov 5, 2016	Oct 7, 2016	Oct 21, 2016
Dec 3, 2016	Nov 4, 2016	Nov 18, 2016
Jan 28, 2017	Dec 30, 2016	Jan 13, 2017

ACT TEST DATES

Test Date	Normal Registration	Late Registration
Dec 3, 2016	Nov 4, 2016	Nov 18, 2016
Jan 28, 2017	Dec 30, 2016	Jan 13, 2017
Mar 11, 2017	Feb 10, 2017	Feb 24, 2017
May 6, 2017	Apr 7, 2017	Apr 21, 2017



ACT BOOT CAMP

ONE DAY, BETTER SCORES

Friday, December 2, 2016

*This one-day workshop is the key to better ACT outcomes for your students.

*Students learn exactly what they need to boost their scores average 1-3 points on their ACT.

***Cost: \$20.00**

*Sign Ups will begin November 1st



What Scores Are Colleges Looking For?

Highly Selective (The Ohio State University, Case Western, Denison University)	Top 10% of Class	ACT=27-36	SAT=1220-1600
Selective (Univ. of Dayton, Ohio Northern University, Univ of Cincinnati)	Top 25% of Class	ACT=22-27	SAT=1150-1230
Traditional (Bowling Green, Kent State)	Top 50% of Class	ACT=20-23	SAT=950-1070
Liberal (Wright State, Univ. of Toledo)	Many accepted from lower half	ACT=18-21	SAT=870-990
Open (Edison, Sinclair)	All accepted to limit of capacity	ACT=17-20	SAT=830-950

Complete the FAFSA



- The FAFSA is the federal form the U.S. Department of Ed. Uses to determine how much federal student aid you qualify for.
- Even if your parents make too much money, completing the FAFSA gives you the opportunity to borrow federal loans, which may be at a reduced interest rate than private loans.
- **Submit a FAFSA® Earlier:** Students will be able to file a 2017–18 FAFSA as early as Oct. 1, 2016, rather than beginning on Jan. 1, 2017. The earlier submission date will be a permanent change, enabling students to complete and submit a FAFSA as early as October 1 every year. (There is NO CHANGE to the 2016–17 schedule, when the FAFSA will become available January 1 as in previous years.)
- **Use Earlier Income Information:** Beginning with the 2017–18 FAFSA, students will report income information from an earlier tax year. For example, on the 2017–18 FAFSA, students (and parents, as appropriate) will report their 2015 income information, rather than their 2016 income information.

When a Student Is Attending College (School Year)	When a Student Can Submit a FAFSA	Which Year's Income Information Is Required
July 1, 2015–June 30, 2016	January 1, 2015–June 30, 2016	2014
July 1, 2016–June 30, 2017	January 1, 2016–June 30, 2017	2015
July 1, 2017–June 30, 2018	October 1, 2016–June 30, 2018	2015
July 1, 2018–June 30, 2019	October 1, 2017–June 30, 2019	2016

FINANCIAL AID NIGHT



October 19, 2016

6:00 PM

PHS Library

Scholarships through NAVIANCE

- Scholarships are free money, so apply for as many as you can!
- www.succeed.naviance.com/piquahs
- Click on COLLEGES
- Click on **SCHOLARSHIP LIST** and **NATIONAL SCHOLARSHIP SEARCH**
- Read the description and determine if you are eligible for that particular scholarship
- Check the deadline!
- Contact financial aid offices for school-specific scholarships.

The screenshot displays the NAVIANCE website interface. At the top, there are navigation tabs for 'colleges', 'careers', 'about me', and 'my planner'. Below this is a search bar for colleges with a 'Go' button and a link to 'MORE SEARCH OPTIONS >>'. A 'resources' section includes a link to 'test scores'. The main content area is divided into three sections: 'my colleges', 'college research', and 'scholarships & money'. The 'my colleges' section has links for 'colleges I'm thinking about' and 'colleges I'm applying to', and a section for 'Upcoming college visits' which currently shows 'No upcoming visits.'. The 'college research' section contains links for 'SuperMatch™ college search', 'college match', 'college compare', 'college lookup', 'college search', 'college resources', 'college maps', 'scattergrams', 'acceptance history', and 'enrichment programs'. The 'scholarships & money' section contains links for 'scholarship match', 'scholarship list', 'scholarship applications', and 'national scholarship search'. Two purple arrows point from the bottom right towards the 'scholarship list' and 'national scholarship search' links.

Local Scholarships vs. National Scholarships

scholarships and financial aid

The list below contains scholarships or financial aid awards that may be relevant for you. Click the name of a scholarship to view more information or click the column headings to sort by name, category, deadline or maximum award.

Only show scholarships added or updated since my last visit

Name	Deadline	Maximum Award	Merit Based	Need Based	Essay Req	Service Req
Abbott and Fenner Scholarship	6/10	\$1,000			X	
Admitsee Scholarship	5/15	\$5,000			X	
B. Davis Scholarship	5/23	\$1,000				
BigSun Scholarship	6/17	\$500			X	
BOWLING GREEN BALANCED MAN SCHOLARSHIP	-	\$1000				
Brower Youth Award	5/16	\$3,000 (6 awards)				
Building Industry Association Scholarship	4/1	VARIABLES				
C.R. MEYERS SCHOLARSHIP	4/15	\$1,000				
CHLOE NICHOLS SCHOLARSHIP	4/15	\$1,000				
DARE ROLE MODEL SCHOLARSHIP	3/31	VARIABLES				
DAVID LITTLEJOHN, O.D. "VISION" SCHOLARSHIP	3/31	\$750				
DAYTON POWER & LIGHT and VECTREN ENERGY LEADERSHIP SCHOLARSHIP	4/15	\$3,000 (3 awards)				
DutchCrafters Heritage Scholarship	5/1	\$500				
EDISON COMMUNITY COLLEGE COLLEGE ACADEMIC SCHOLARSHIPS	4/1	VARIABLES				
Fred and Clyemana Shane Nursing Scholarship	-	\$2,500				
HEB SCHOLARSHIP	4/1	\$2,500				

colleges

careers

about me

my planner

Search for colleges:

Go

REFINE SEARCH OPTIONS >>>

colleges

colleges I'm thinking out

colleges I'm applying

colleges visits

college research

perMatch™ college

archive

college match

college compare

college lookup

college search

college resources

college maps

admissions

admission history

enrichment programs

National Scholarships

- Supported through SallieMae
- Fill out qualifying questionnaire
- Will provide list of scholarships identified for you

national scholarship search

SallieMae How to pay for college

Scholarship Search

Ready to find free cash for college? To search our database of over 3 million scholarships worth more than \$13 billion, just complete this profile form.

Student Status
Select the category that best describes you.
High school junior

Gender
Male

Citizenship
None Selected

GPA (Grade Point Average)
None Selected

SAT READING Score
(If you have taken the SAT)
None Selected

SAT WRITING Score
(If you have taken the SAT)
None Selected

Parents Only
Select your child's grade level.
Not applicable

Age
None Selected

U.S. State of Residence
Not a U.S. Resident

Class Rank
None Selected

SAT MATH Score
(If you have taken the SAT)
None Selected

Combined ACT Score
(If you have taken the ACT)
None Selected

[NEXT](#) > 1/3

Local Scholarships

- Updated monthly
- Local, attainable, and easy to use
- Check eligibility, deadline, and how to apply

Apply to the NCAA Clearinghouse or the NAIA Clearinghouse



- Students should register with the Clearinghouse, if they plan to play NCAA Division I, II or NAIA sports in college
- Provide your counselor with a preliminary transcript request and \$1.00.
- When you take the ACT, have your scores sent directly to the Clearinghouse by filling in their code under the colleges/scholarship box.
 - The code for NCAA is 9999. The NAIA is 9876.
- http://web1.ncaa.org/ECWR2/NCAA_EM_S/NCAA.jsp
- <http://www.playnaia.org/>

Senior Service Hours

- The purpose of Senior Service Hours is to provide the student and community a shared experience, greater awareness of community harmony and humanitarian service.
 - Each graduating Senior is expected to complete a **total of 6 Senior Service Hours**
(Career Center/Edison student do not have to complete this)
- The hours can be earned by students participating in Volunteer Work, Public Service and Personal Growth (beyond the school day- non-school related service to the community emphasized).
- **Possible Volunteer Facilities include:** YMCA, YWCA, Local Church Groups/Organizations, Piqua Public Library, Edison Community College, City of Piqua, Red Cross, Salvation Army, Piqua City Schools, Career Mentoring, C.P.R. Training, Life Saving, Boy Scouts, Girl Scouts, Helping the Elderly, Heritage Festival, Kiwanis Pancake Days and other approved options.
- Complete Community Service Validation sheets located in the Guidance Office.

Pick Your College

- You should receive acceptance letters by mid-April.
- Accept your college's admission and financial aid offers by the deadlines noted.
- Send deposits and sign all paperwork.
- Contact and decline the award offers from the colleges you do not plan to attend.
- Most colleges decision deadline is May 1st





WHAT TO REMEMBER FOR SENIOR YEAR....

“Just remember, you can't climb the ladder of success with your hands in your pockets.”



**KEEP
CALM
BECAUSE
SENIOR YEAR
JUST STARTED**

The Road to 2016: Senior Year Happenings



■ Fall

- English Classroom Presentation (students & counselor)
- College Application Workshop for Students (students & counselor)
- October 1st: FAFSA opens
- October: College and Career Day
- October 19th: Financial Aid Night (parents & students)
- Parent College Meetings (parents, student, & counselor)

■ Winter

- December 2nd: ACT Bootcamp
- Financial Aid Classroom Presentations (students & counselor)
- 2nd Sunday in February: College Goal Sunday at Edison (parents & students)
- Parent College Meetings (parents, student, & counselor)

■ Spring

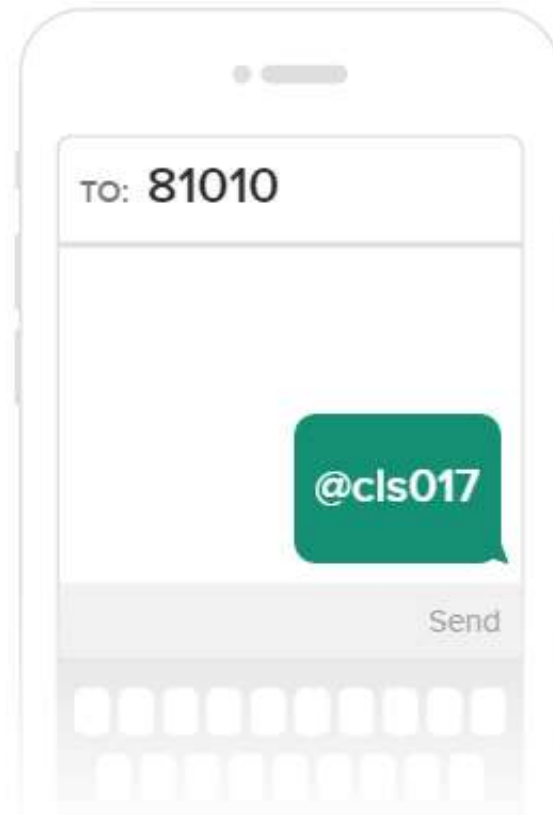
- June 30th: FAFSA closes
- May 1: National notification deadline

REMIND

What is REMIND?

- **Remind is a free communication platform.** Remind allows us to safely and efficiently communicate with students & parents about important classroom information and school activities. Participants sign up as a student or parent and choose to receive messages by text, email, or in our app.
- **SIGN UP** using the instructions to the right.

Ask students and parents to text @cls017 to 81010



1 Send your text to 81010

81010 is the Remind short code we created so people can join your class without seeing your personal information.

[81010 not working?](#)

2 Text the message @cls017

This is the class code for Class of 2017. Students and parents can always use cls017 to join this class.

SENIORITIS

- Senior year courses and grades matter!
- Many schools defer decisions until the end of 1ST Semester Senior grades
- All offers of admissions are conditional upon successful completion of coursework.
- Offers of admissions can and will be revoked for a decline in grades.



Thinking about Changing Your Schedule....Think Again

Is Your Student Considering A Schedule Change?

- Colleges make admission decisions based on the courses that are submitted to them,
so...
- It is your student's responsibility to contact the colleges they have applied to if they are thinking about changing their schedule.
- This should be done BEFORE submitting a schedule change request form.
- *Schedule changes can affect admission decisions, scholarships, honors programs, etc.*

Watch Out for Deadlines!

- October 1: Apply for FAFSA
- November 1: Early Decision/Action Deadlines
- December/January/February: Most Application Deadlines

Be aware of deadlines. Colleges will not make exceptions for late applications.

- April: Financial aid packages are sent out.
- May 1: National Notification Deadline
- June 30: FAFSA must be completed.
- (Public Ohio Colleges/Universities)
 - <http://www.opuac.org/pdf/thinkpublic.pdf>
- (Private Ohio Colleges/Universities)
 - <http://www.aicuo.edu/docs2/Counselors%20Guide%20with%20Cover%202013%2014.pdf>



FOR PARENTS: NAVIANCE: GETTING STARTED

[Connection.naviance.com/piquahs](https://connection.naviance.com/piquahs)

Welcome to Family Connection

Nice to see you again! Please log in.

e-mail

password

remember me

[Log In](#)

[forgot your password?](#)

[need additional help?](#)

are you new here?

[I need to register](#)

Spotswood High School

CEEB CODE 311-412

105 Summerhill Road

Spotswood NJ 08884-1292

p: (732) 723-2205

Put in your registration code here.

New User?

If you have been given a registration code by your counselor, you can begin the registration process below.

Naviance High School

1850 K Street NW

Suite 1000

Washington DC 20006

p: (202) 349-2700

- Have your personal registration code available for first time login
- Go to the following website:
- <http://connection.naviance.com/piquahs>
- See Mrs. Huntsman if you need your registration code or user id/password

Be sure to put in your personal information. Your student will have their own account.

Use an email you check regularly and a password that you will remember!

Complete your registration

Welcome, Alberto Adams!

Please enter your e-mail address and create a password to complete your registration. All fields are required.

If you are not Alberto Adams please click **Cancel** to try again or contact your counselor to verify your registration code.

E-mail:

Confirm E-mail:

Your password must be at least 6 characters long and it cannot contain any blank spaces.

Password:

Confirm Password:

Your privacy:

The Family Connection is provided to you as a free service from the counseling department at Naviance High School, which will have access to the information that you choose to enter in order to provide you with counseling support. We will maintain the privacy of your name, e-mail address, and other information in accordance with our [Terms of Service](#) and [Privacy Statement](#).

We strongly suggest that you review these terms with your parent or guardian. If you have questions, please contact your counselor.

I accept

Cancel

Complete Registration

family connection

These tabs will direct you to useful information. *Colleges, Careers, and About Me* will be the most utilized for rising Seniors.

- home
- courses
- colleges
- careers
- about me
- my planner

pages

- [responsibilities](#)
- [application types](#)

links

- [spotswood hs](#)
- [spotswood guidance](#)
- [common application](#)
- [fafsa](#)
- [ncaa eliqribility](#)

Here you will find links to important and relevant sites

what's new

Laura Kaplan shared a [private comment](#) with you.

New information will be highlighted here
You can also view shared documents and messages from your counselor

Class of 2013

Class of 2013

Welcome Juniors!

A primary goal of the School Counseling Office at **Spotswood High School** is to assist each student to attain their maximum potential.

Beginning with the 2012-2013 school year, **Spotswood High School** is happy to introduce students in the Class of 2014 to Family Connection with enhanced features, by Naviance. Family Connection offers innovative, easy-to-use web applications for high school students and their parents. Family Connection will help guide students' academic and career choices, as well as providing them with opportunities of self exploration.

Using the programs in Family Connection, students will be able to link to useful websites, surveys and many relevant career and college topics.

The Counseling staff at **Spotswood High School** is committed to assisting each student in the Class of 2014, experience a smooth transition to high school and to achieve their post high school career goals.

Thank you for your support of our school counseling program

Spotswood High School Counseling Staff

You have [no new messages](#)

[document library](#)

[contact us](#)

updates

- [SAT Test Dates and Registration](#)
- [ACT Test Dates and Registration](#)

Parent Do's and Don'ts

DO's:

- Support your student by diminishing stress.
- Help your student stay organized.
- Keep test scores and GPAs private.
- Visit Colleges/Universities with your student.
- Remember to “help,” not “do” everything for your student.

Don'ts:

- Do not let the college process overtake your life.
- Do not discuss college everyday.
- Do not believe everything you hear from others regarding college admission.
- Do not forget that your students are teenagers.



How Can I Help My Student?

- ✓ Be the voice of reason and offer support during this process.
- ✓ Keep all of your student's information private.
- ✓ Help your child to be organized:
 - ✓ Schedule college visits
 - ✓ Keep track of deadlines
 - ✓ Send test scores to colleges
 - ✓ Confirm all materials have been received.
- ✓ Assist your student in filling out paperwork.
- ✓ Encourage your student to continue to meet with his/her school counselor.



QUESTIONS?



Thank You for Coming

If you would like to set up an individual appointment with me, please fill out the appointment request form. I will contact you to confirm dates and times.