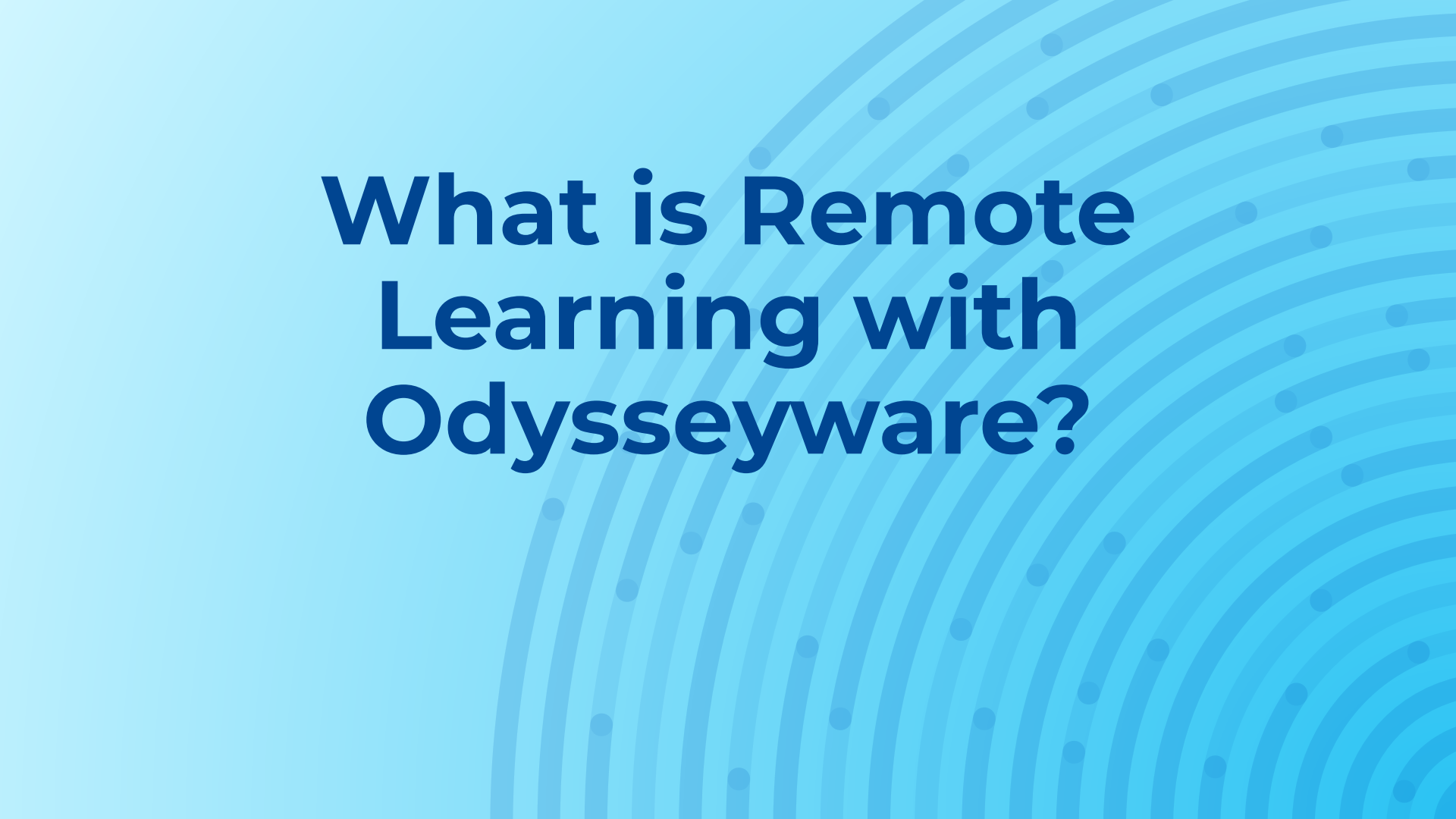


# Piqua Junior High School Remote Learning Parent Meeting

The background features a series of concentric, light blue circles that create a ripple effect, centered on the right side of the frame. Scattered throughout this pattern are small, solid blue dots of varying sizes, adding a dynamic, digital feel to the overall design.

# **What is Remote Learning with Odysseyware?**

# Odysseyware is:

- Based on Standards and Grade-Level Content
- Self-paced
- Made up of articles, reading, videos and simulations
- Aligned with the standards and content of the in-person classroom

## Odysseyware is:

- Graded by PCIS staff- who will communicate with students in Odysseyware
- Designed to allow for students to move at their pace
- Able to be completed on any day of the week, at any time

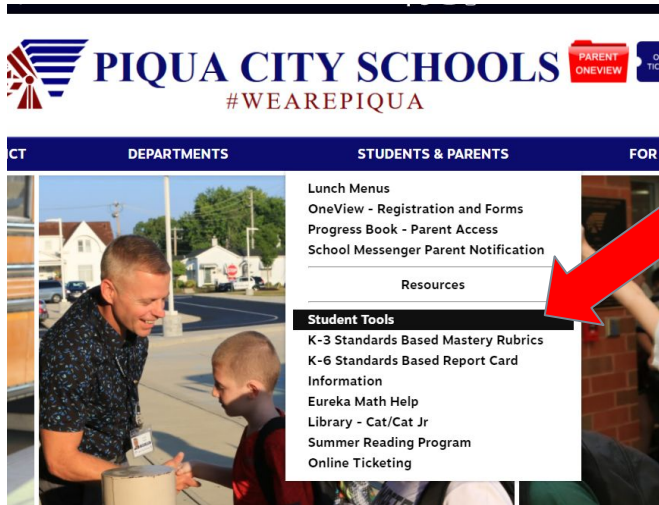
## Odysseyware does not/is not:

- The same type of learning that was conducted last spring
- Connected with the classroom teachers through Google Meets, Skype, etc., for assistance
- Following the exact same sequence as in-person learning

2.


**How do I get to  
Odysseyware?**

# You can get to Odysseyware at [www.piqua.org](http://www.piqua.org)




Step 1

Step 2



Use Name



Step 3

Password

# Username and Password

- Username and password is unique to each student
- You will receive these today- please keep them in case you can't remember them!

## When Can I Begin my Work?

- You can log in at any time, but classes begin on September 8 (the first day of school for all students)

## Is there “Grace Period” for returning to In-Person instruction?

- There is a three-day grace period in which students can opt to return to in-person instruction



# Inside of Odysseyware

**Odysseyware** LEARN MESSAGE HELP SIGN OUT

ASSIGNMENTS COURSES

### History and Geography 500 A Remote Learning 2020

Due	Type	Title	Score	Status
09/09/2020	L	Exploration Tools	--	Assigned

### Language Arts 500 A Remote Learning 2020

Due	Type	Title	Score	Status
09/09/2020	L	The Author's Message	--	Assigned
09/09/2020	P	Project: Finding the Topic		
09/22/2020	P	Project: Spelling Story		

### Math 600A Remote Learning 2020

**Odysseyware** LEARN MESSAGE HELP

ASSIGNMENTS COURSES

### Courses

Title	Current Score	Score to Date	Progress	Pacing
History and Geography 500 A Re...	--	--	<div style="width: 0%;"></div> 0%	On Track
Start Date: --	Teacher: Scott Bloom	Assignments / day: 1		
Last Completion: --	Assignments Remaining: 67 / 67	Days Remaining: 103		
Language Arts 500 A Remote Lea...	--	--	<div style="width: 0%;"></div> 0%	On Track
Start Date: --	Teacher: Scott Bloom	Assignments / day: 1		
Last Completion: --	Assignments Remaining: 91 / 91	Days Remaining: 103		
Math 600A Remote Learning 2020	--	--	<div style="width: 0%;"></div> 0%	On Track
Start Date: --	Teacher: Scott Bloom	Assignments / day: 1		
Last Completion: --	Assignments Remaining: 75 / 75	Days Remaining: 103		

**Odysseyware** LEARN MESSAGE HELP SIGN OUT

Create

To: \_\_\_\_\_

Subject: \_\_\_\_\_

**B I U** [Rich Text Editor Icons]

Contacts

- Teachers
- Bloom, Scott

SEND MESSAGE

# Who is Grading and Working with My Student(s)?

- Mrs. Angie Yount the building Liaison- she will help answer your questions!
  - [younta@piqua.org](mailto:younta@piqua.org)
- Kris Mitchem will provide Special Education Support
- Students can send a message to the Odysseyware Graders from within Odysseyware
- PJHSA Staff Members who are Grading Odysseyware

Science: Jared Askins	Language Arts: Angie Ford	Social Studies: Josh Smith	7th Math: Nan Conard
8th Grade Math: Makenna Geise			

# Attendance, Grading and Help!

- Attendance- Minimum of 17 hours/week (50-60 minutes per course/day) and progressing in the course
- Odysseyware will auto-grade many assignments, while teacher graders will grade written work, essays, etc.
- All courses are graded and not recorded as complete or incomplete. Grades will be reported on student grade cards
- There are three ways to get help with Odysseyware:
  - 1. Message your Grader in Odysseyware for question on assignment, due dates, etc..
  - Contact Angie Yount: [younta@piqua.org](mailto:younta@piqua.org)
  - Contact Scott Bloom, Curriculum: [blooms@piqua.org](mailto:blooms@piqua.org)