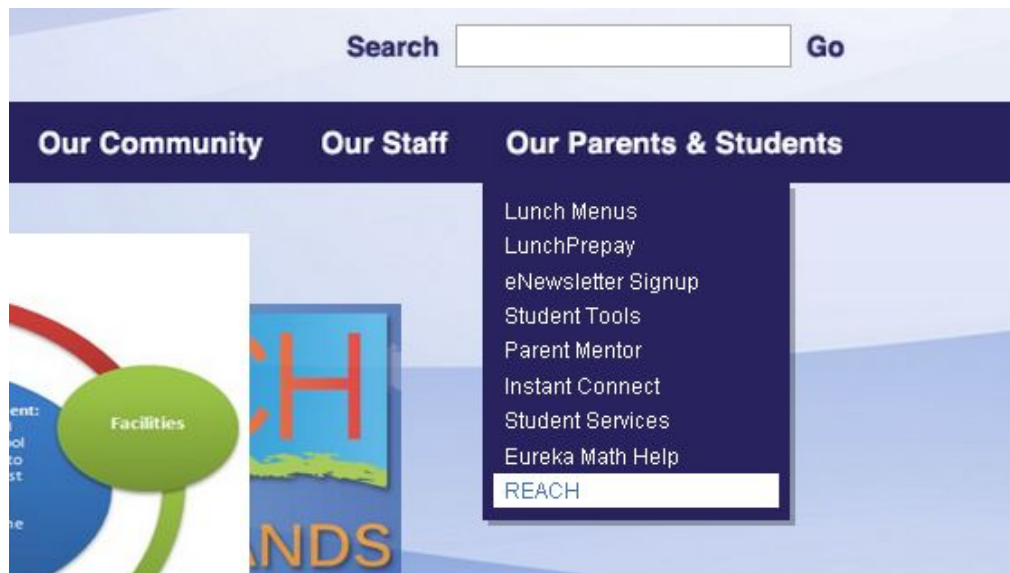


HOW To Access REACH Modules

REACH is a self-paced interactive reading program to engage parents and children as at-home reading partners. Designed by classroom reading specialists and aligned with Kindergarten and first grade standards, there are 32 interactive lessons for you and your child to enjoy.

Step 1: From www.piqua.org go to the REACH link under “Our Parents & Students” dropdown list. This link will take you to the district REACH home page.

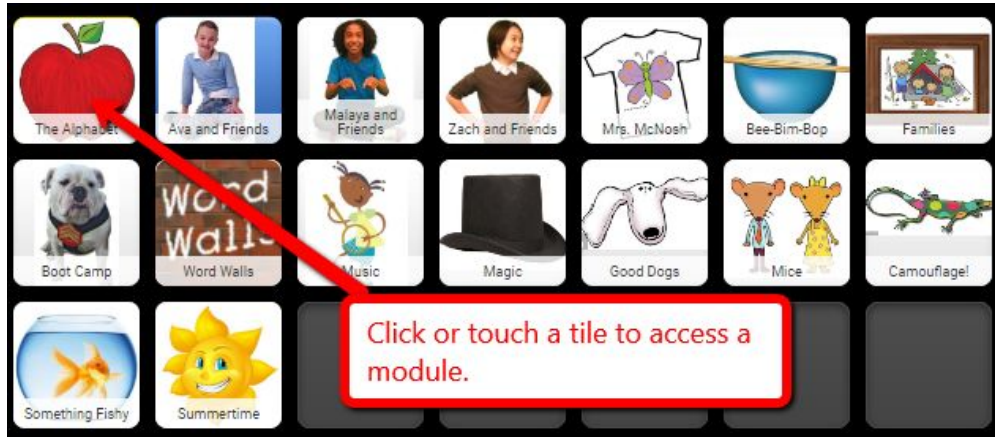


Step 2: From the REACH home page you need to select the link for the “K-1 Learning Modules” under Educational Links.



Step 3 : Click or touch a tile to access a module.

Kindergarten Modules:



First Grade Modules:



Step 4: If you see a message on the screen similar to the one below.

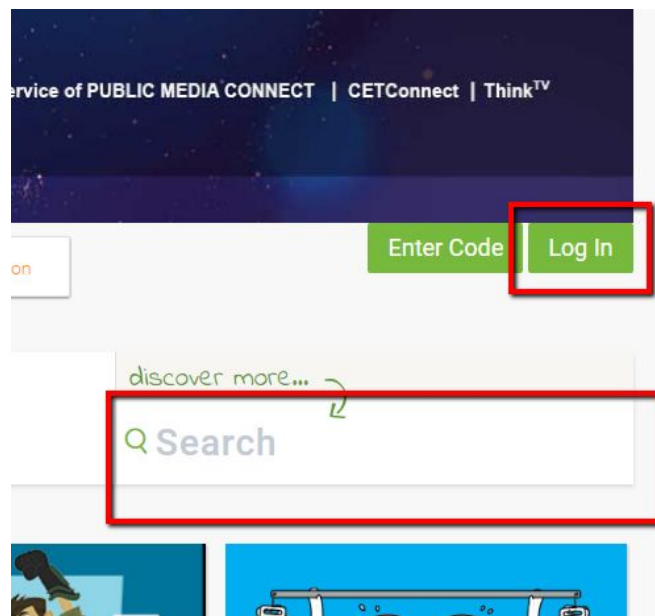
To access this lesson, please log into your PBS LearningMedia account.

You will need to first make sure you child is logged in to access the REACH modules. Your child should have an account that has been set up for them to login as a student on <http://thinktv.pbslearningmedia.org/student/> website. Please see your child's teacher for this information.

Step 5: How to Login. If you need to login first please click or touch the PBS tile to access the student page on PBSLearningmedia.com site. See steps 2 and 3 above for accessing the tile page.



Click the green login button to access the student login page. Once you have logged in you can search for the learning modules by entering in REACH in the search box or return to the tile page mentioned in steps 2 and 3 above.



Log In

To access your assignments, projects, or favorites

I need to sign up!